

SR Series

Modular, Single Row, High Purity Manifolds

Manifolds are used to connect two or more cylinders together for greater on-line storage capacity or higher flow rates. These single-row, wall-mounted manifolds are available in either Brass or Type 316 Stainless Steel construction and are provided with diaphragm seal station valves, 3-ft. pigtails (stainless steel CGA connections with flexible pigtail option) and wall mounting brackets as standard components. The SR Series is designed for "right side" cylinder orientation, where the gas flows from right to left through the manifold header. "Left side" set-up is available upon request.

The SR Series manifolds are manufactured to meet the requirements of the ASME B31.3 Process Piping Code. The brass manifolds are constructed of 7/8 inch OD 0.200 wall CDA-330 brass seamless tubing, npt threaded and silver braze assembled. The stainless steel manifolds are fabricated with 5/8 inch OD, 0.065 wall, Type 316L stainless steel tubing and socket TIG weld assembled. ASGE's enhanced manifold header design exceeds industry standards by providing a 4 to 1 - burst to maximum operating pressure safety factor.

Warning: Manifolds are designed to distribute a single gas from two or more cylinders. Never mix gases in a manifold. Injury to personnel or damage to equipment may result.

Standard Features

- Modular Construction allows field installation of additional stations without welding or soldering.
- Diffusion Resistant, Diaphragm Seal Station Valves ensure that gas purity is maintained and allow cylinder removal from a manifold without interrupting gas flow.

Optional Features

- Master Shut-off Valve allows manifold to be isolated from downstream system.
- Double-Braided (All Metal) 3' Stainless Steel Flexible Hose Pigtails with Stainless Steel CGA connections extend service life and provide ease of connecting cylinders.
- Check Valves prevent discharge of gas from manifold and pigtails when changing cylinders (required for flammable gases).
- Pressure Switches monitor line pressure and can activate an external alarm (see pages 103-104) when a certain predetermined pressure is reached (see page 100).

Specifications

Manifolds:

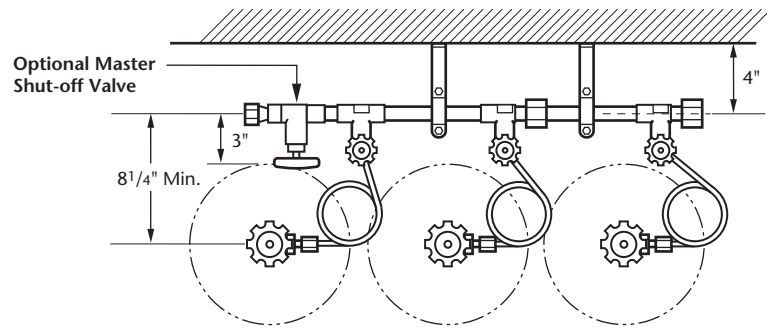
Maximum Inlet Pressure: 3000 psig
 Flow Coefficient (each station valve):
 Brass Manifolds: Cv = 0.25
 Stn. Stl. Manifolds: Cv = 0.30

Inlet Connections:

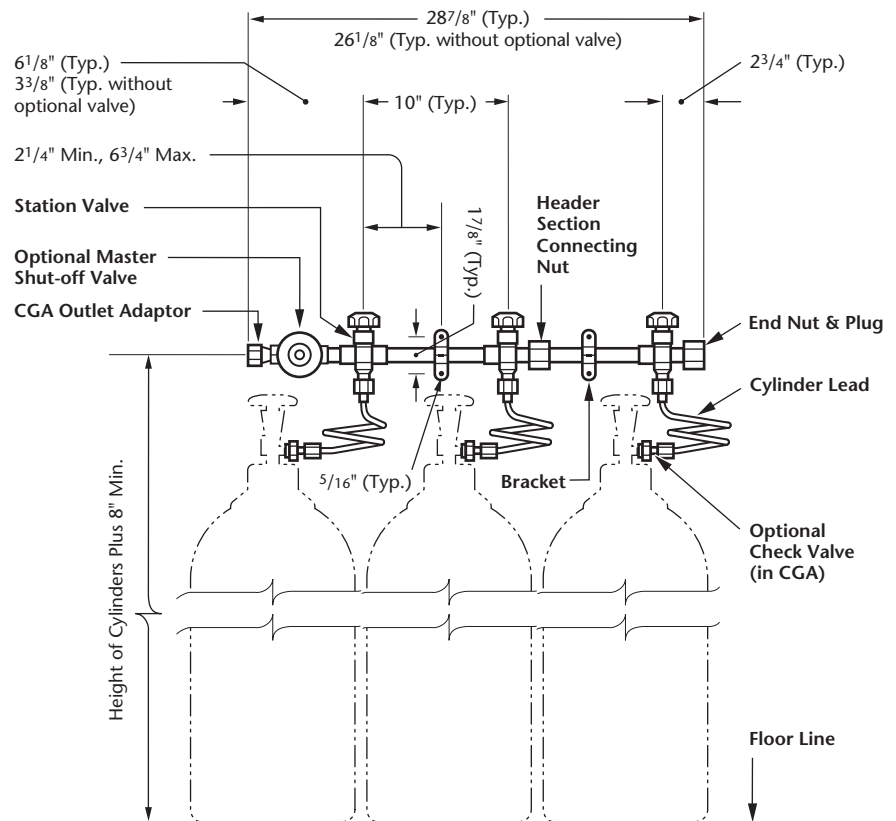
CGA connection as specified
 Outlet Connection: CGA connection as specified, suitable for direct mounting of a pressure regulator

Optional Pressure Switch: (page 100)

Optional Master Shut-off Valve:
 SG5475 Series (page 137)

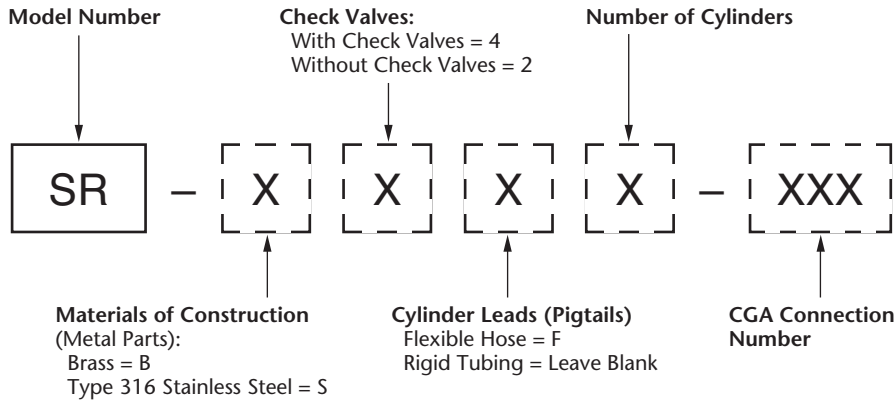


TOP VIEW



FRONT VIEW

Part Number Key for SR Series Manifolds



Materials of Construction

Manifolds:

Metal Parts: Brass or Type 316
Stainless Steel as specified

Seals: Teflon®

Seats:

Check Valves:

Brass Rigid Pigtails: EPDM

Stn. Stl. Flexible and Rigid Pigtails:

Viton®

Station Valves: PCTFE

Optional Pressure Switch: (page 100)

Optional Master Shut-off Valve:

SG5475 Series (page 137)

Ordering Information

To order a single row manifold, complete the part number using the "Part Number Key" above. For example, to order a 5 cylinder, stainless steel, single row manifold, with rigid pigtails, check valves, and with CGA 580 connections, the part number would be SRS-4-5-580. Order by complete part number.

Manifolds for Acetylene Service require flashback arrestors (SG6545). All manifolds ordered with CGA 510 will be shipped with flashback arrestors installed on each pigtail, unless the order specifies with which gas it will be used.

Warning: Advanced does not recommend the use of stainless steel manifolds for Oxygen service and will not provide such manifolds with CGA 540 connections.

Optional Equipment and Replacement Parts

Equipment and Replacement Parts	Part No.
Master Shut-off Valve – Installed	
Brass	Not Available
Stainless Steel	SG5475i
Pressure Switches	See page 100
Annunciators	See page 103
Flashback Arrestor (Required for Acetylene Service—one per cylinder)	SG6545
Teflon® O-Ring Kits (package of 25 ea.)	
For connection between pigtail and station valve	SG6081
For header connection on	
Brass Manifolds	SG6082B
Stainless Steel Manifolds	SG6082S
Replacement Pigtails, Rigid Type	
Brass without Check Valves	SG6640-(CGA)
Brass with Check Valves	SG6641-(CGA)
Stainless Steel without Check Valves	SG6642-(CGA)
Stainless Steel with Check Valves	SG6643-(CGA)
Replacement Pigtails, Flexible Type	
Without Check Valves	SG6638-(CGA)
With Check Valves	SG6639-(CGA)
Replacement Station Valves	
Brass	0202-5083A
Stainless Steel	Not Available
Repair Kit for Station Valves	
For Brass Valves	0202-3079A
For Stainless Steel Valves	0202-3076A
Additional Stations—For adding stations to the following existing manifolds	
Brass System with Rigid Pigtails without Check Valves	SG6660-(CGA)
Brass System with Rigid Pigtails with Check Valves	SG6661-(CGA)
Brass System with Flexible Pigtails without Check Valves	SG6662-(CGA)
Brass System with Flexible Pigtails with Check Valves	SG6663-(CGA)
Stn. Stl. System with Rigid Pigtails without Check Valves	SG6664-(CGA)
Stn. Stl. System with Rigid Pigtails with Check Valves	SG6665-(CGA)
Stn. Stl. System with Flexible Pigtails without Check Valves	SG6666-(CGA)
Stn. Stl. System with Flexible Pigtails with Check Valves	SG6667-(CGA)

Where "(CGA)" is indicated above, insert proper Compressed Gas Association connection number to complete the part number. Example: SG6667-580. Order by complete part number.